

ROTOSCREEN RS

Fine Screen in Stainless Steel



Main areas of use and features

- Fine screen with slot width 1-6 mm
- Robust design with 3 mm bars
- High capacity and high separation degree of solids
- Bar fixings ensuring exact slot width
- Pivots out of channel for easy maintenance
- Sand resistant anti-blockage protection
- Fully capsulated
- The widest and largest fine screen on the market
- High finish guarantees a long life time

RS ROTOSCREEN

Area of use

Meva Rotoscreen is a self cleaning fine screen for separation of solids from water. The screen has a very low flow resistance which results in a low head loss and the highest relative capacity of any screen type on the market. This is an advantage at channels with gravity flow.

Meva Rotoscreen is suitable for installations in incoming channels to municipal waste water treatment plants and process industries where a separation within 1-6 mm is required. Fine screens are normally installed with maximum 3 mm slot width in municipal plants.

Since the mid eighties there has been a continuous development to meet future demands for functional screens. Meva Rotoscreen fine screen, a product of long experience, has proven its performance for decades in Sweden and in the rest of the world.

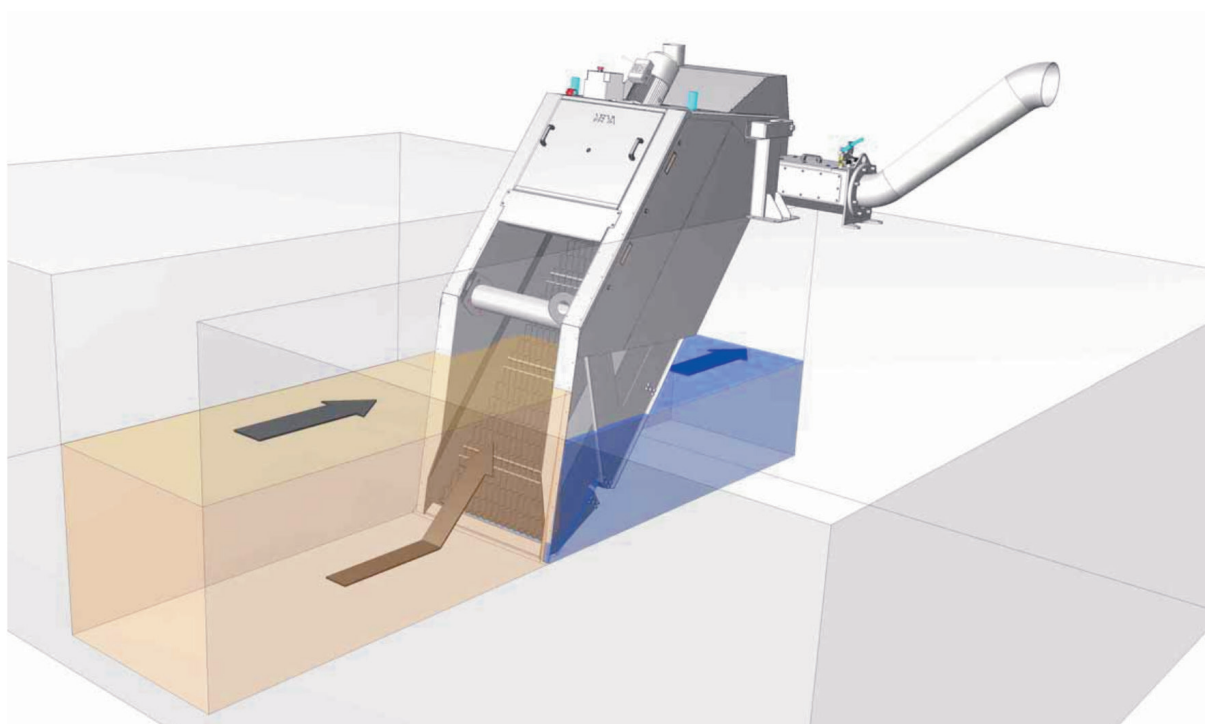
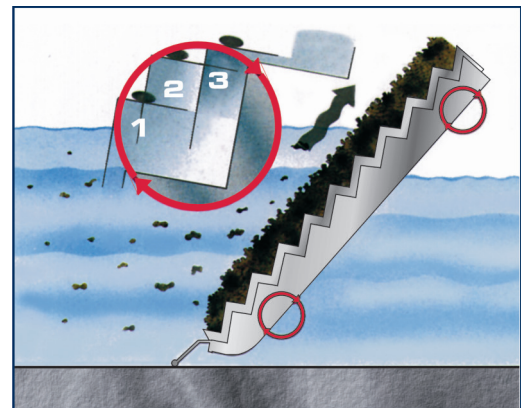
Function

Meva Rotoscreen maintains an exact slot width during operation. This is ensured by a robust bar fixing and intermediate spacers. The screen has an automatic antiblockage protection at the channel bottom which makes the screen resistant to sand.

Meva Rotoscreen can be pivoted during service and is easy to clean without removing connected equipment.

These advantages together with the high hydraulic capacity and a very robust design makes Meva Rotoscreen the best fine screen on the market.

Meva Rotoscreen is manufactured in different models depending on the discharge height. All models are available in different widths to fit into channels of various sizes. The screens are fully enclosed and equipped with a ventilation connection.



Automatic Control

Meva Rotoscreen RS works intermittently, allowing the operation to be adjusted to the incoming flow. A level sensor is installed in the channel in front of the screen. The screen starts when a pre-set water level is reached and operates until the water level is below the pre-set value. The cycle is repeated when the level is reached again.

Meva Rotoscreen RS:

- Fine screen with slot width 1-6 mm
- Robust design with 3 mm bars
- High capacity and high separation degree of solids
- Bar fixings ensuring exact slot width
- Pivots out of channel for easy maintenance
- Sand resistant anti-blockage protection
- Fully capsulated
- The widest and largest fine screen on the market
- High finish guarantees a long life time




Meva Rotoscreen in a tank



Meva Rotoscreen - fully capsulated

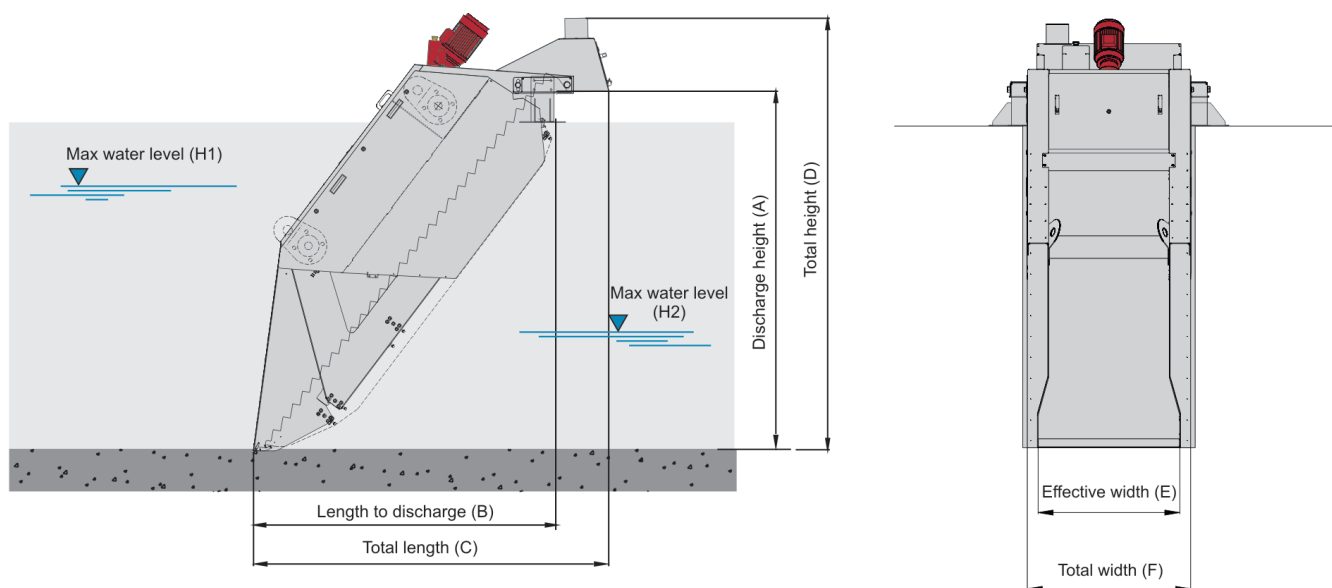


Meva Rotoscreen in a WWTP



Meva Rotoscreen - compact and robust

Technical Specification



	RS 10	RS 14	RS 19	RS 22	RS 23	RS 26	RS 29	RS 35	RS 39	RS 47
Max discharge height (A)	1030	1380	1910	2160	2330	2580	2910	3480	3960	4700
Length to discharge (B)	1130	1470	1670	1855	1990	2175	2370	2790	3150	3740
Total length (C)	1438	1774	1996	2170	2320	2510	2674	3100	3462	4051
Total height (D)	1459	1808	2395	2646	2820	3071	3373	3943	4420	5160
Effective width (E)	176- 972	176- 1270	243- 1743	243- 1743	243- 1743	243- 1743	213- 1713	413- 1713	513- 1713	513
Total width (F)	276- 1072	276- 1370	387- 1887	387- 1887	387- 1887	387- 1887	393- 1893	593- 1893	693- 1893	693-
Max water level										
Upstream	900	1200	1600	1850	2050	2300	2700	2800	2800	2800
Downstream	560	750	1000	1000	1150	1320	1600	1760	1760	1760

Measurements in millimeter.

